

**Login Flow for Internet Banking (FEBA) – Migrated Users (having 2FA facility in old version)**

**STEP 1:** Access the URL <https://www.unionbankonline.co.in>

**STEP 2:**

**BEWARE OF PHISHING ATTACKS**

Phishing is a fraudulent attempt, usually made through emails/calls/SMS to capture your confidential data like NetBanking Id/Password, mobile no, email Id/Password, Card no/PIN/CVV no, etc.

- ✗ Union Bank will never send you e-mails asking for confidential details of your account/ PIN/ Password or personal details.
- ✗ Never respond to e-mails/embedded links/calls asking you to update or verify UserIDs/Passwords/Card Number/CVV etc.
- ✗ Never click on any links in any e-mail to access the bank's site.
- ✗ Never enter login or other sensitive information in any pop up window.
- ✗ Do not be victim of SIM SWAPS, immediately investigate when you notice that you are not receiving call and message or getting SIM Registration fail. Keep your phone switched on and check alerts from Union Bank of India.
- ✗ Never respond to any SIM Swap Request even from mobile operators.

- ✓ Access your bank website only by typing the URL in address bar of browser.
- ✓ Always check the last log-in date and time in the post login page.
- ✓ Immediately change your passwords if you have accidentally revealed your credentials.
- ✓ Please report immediately on [phishing@unionbankofindia.com](mailto:phishing@unionbankofindia.com) if you receive any such email/SMS or Phone call.

**Click here to continue**

**CONTINUE TO LOGIN**

STEP 3:

INTERNET BANKING LOGIN

ALL YOUR BANKING FROM A SINGLE SECURE LOGIN

USER ID \*  
[Redacted]

NEW USER?

VERIFICATION \*  
What is the result of 10+10?

Confirm Verification

LOGIN

Enter User Id

Answer to the Question displayed

DIGITAL HAI INDIA  
DIGITAL HAI HUM



STEP 4:

INTERNET BANKING LOGIN

ALL YOUR BANKING FROM A SINGLE SECURE LOGIN

USER ID: [Redacted]

PASSWORD

LOGIN FORGOT PASSWORDS?

DEFAULT PAGE  
Dashboard

Enter the Password

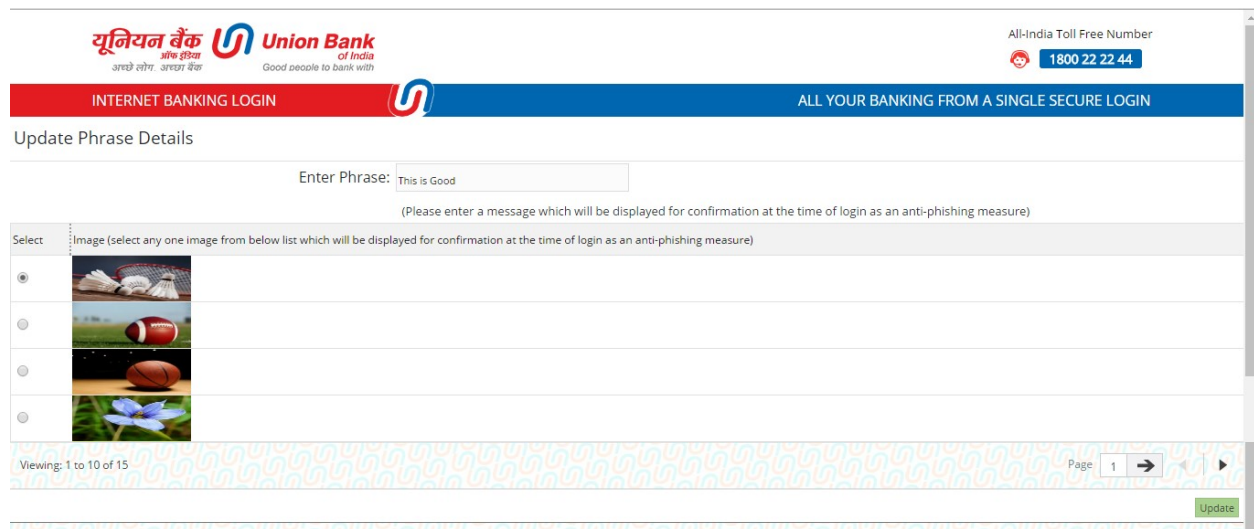
DIGITAL HAI INDIA  
DIGITAL HAI HUM



STEP 5:






STEP 6: Enter the phrase (phrase can be a word or sentence) and choose any one image



STEP 7: User logged in successfully

Dashboard

[Personalize Dashboard](#) | [Restore Dashboard](#) | [Refresh Accounts](#)

 Password Alerts  

Log in password expiry day(s):	234
Transaction password expiry day(s):	234
Last Login Attempt Unsuccessful:	29/05/2018 06:38:24 PM IST